









Product Guide







MailPack		Code	Max Weight	Max Items Per Con
		MP	1kg	1
29.5cm		Max Length / Width / Height		
37.5cm		L 37.5cm x W 29.5cm x H N/A		
		<p>The item must physically fit into the preprinted, recyclable MailPack.</p> <p>EXCLUDES ALL LIQUIDS.</p> <p>Customer own packaging can be accepted if approved.</p>		
				



CourierPack	Code	Max Weight	Max Items Per Con
 45.5cm 54.5cm	CP	5kg	1
	Max Length / Width / Height		
	L 54.5cm x W 45.5cm x H N/A		
	<p>The item must physically fit into the preprinted, recyclable CourierPack.</p> <p>EXCLUDES ALL LIQUIDS.</p> <p>Customer own packaging can be accepted if approved.</p> 		


Lightweight Parcel	Code	Max Weight	Max Items Per Con
	LW	5kg	1
20cm	Max Length / Width / Height		
45cm	L 45cm x W 35cm x H 20cm		
35cm	MUST BE BOXED EXCLUDES ALL LIQUIDS. 		


Standard Next Day Parcel	Code	Max Weight	Max Items Per Con
	ND	30kg*	20
50cm	Max Length / Width / Height		
120cm	L 120cm x W 55cm x H 50cm		
55cm	MUST BE BOXED EXCLUDES ALL LIQUIDS. Max 60cm x 60cm x 60cm parcel can also travel as ND. 		
60cm			
60cm			


Non-Conveyable Parcel	Code	Max Weight	Max Items Per Con
	NC	30kg*	2
	Max Length / Width / Height		
	L 160cm x W 60cm x H 60cm		
	or W + H 120cm combined		
<div><div>MUST BE BOXED EXCLUDES ALL LIQUIDS. The longest dimension must not exceed 160cm. The sum of the second and third dimension must not exceed 120cm.</div><div></div></div>			

Un-boxed	Code	Max Weight	Max Items Per Con
	UB	30kg*	4
160cm	Max Length / Width / Height		
60cm	L 160cm x W 60cm x H 60cm		
60cm	EXCLUDES ALL LIQUIDS. The longest dimension must not exceed 160cm. The sum of the second and third dimension must not exceed 120cm. 		

Excess Parcel	Code	Max Weight	Max Items Per Con
	XS	30kg*	2
30cm	Max Length / Width / Height		
205cm	L 205cm x W 30cm x H 30cm		
30cm	MUST BE BOXED EXCLUDES ALL LIQUIDS. Items that exceed the maximum dimension of the Excess service are not suitable for transit via the APC Overnight Network as they are classed as out of gauge. 		

Liquid	Code	Max Weight	Max Items Per Con
	LP	30kg*	20
50cm	Max Length / Width / Height		
120cm	L 120cm x W 55cm x H 50cm		
55cm	MUST BE BOXED		

Limited Quantity	Code	Max Weight	Max Items Per Con
	LQ	30kg*	20
50cm	Max Length / Width / Height		
120cm	L 120cm x W 55cm x H 50cm		
55cm	MUST BE BOXED		

Live Fish / Live Coral	Code	Max Weight	Max Items Per Con
	LF	30kg*	20
50cm	Max Length / Width / Height		
120cm	L 120cm x W 55cm x H 50cm		
55cm	MUST BE BOXED LF consignments can only be accepted Tuesday to Thursday. Some areas may be restricted. For further information, please contact your local depot.		

*Weight restrictions may apply to offshore locations. 10:30am and 12pm timed delivery options are available weekdays and Saturday. Service restrictions may apply.

Volumetric Weight

From time to time it's necessary to calculate the volumetric weight of a package/parcel as the cost can be affected by the amount of space the parcel/package occupies when being transported.



Use the formula

$$\frac{\text{Height (cm)} \times \text{Length (cm)} \times \text{Breadth (cm)}}{6000} = \text{Volumetric Weight}$$